

SMSU Chemistry Education Program Data

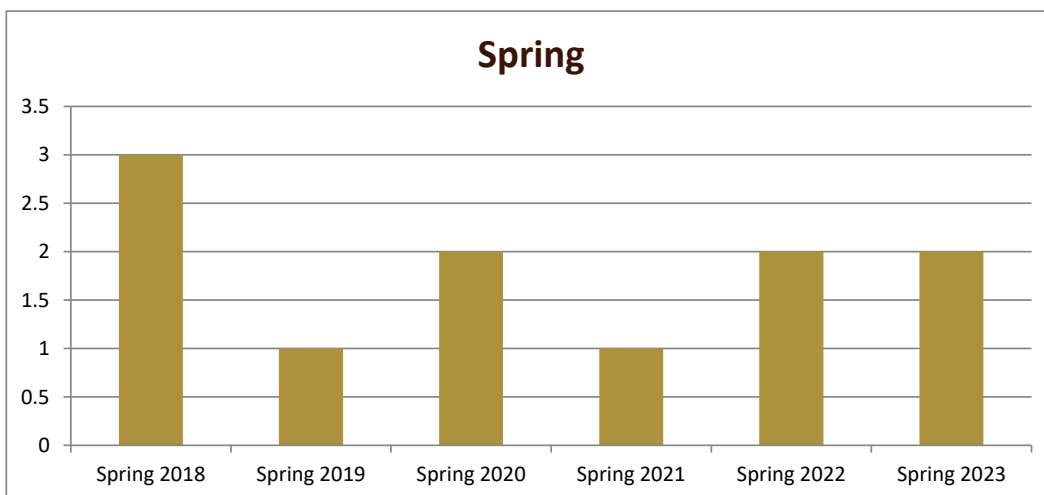
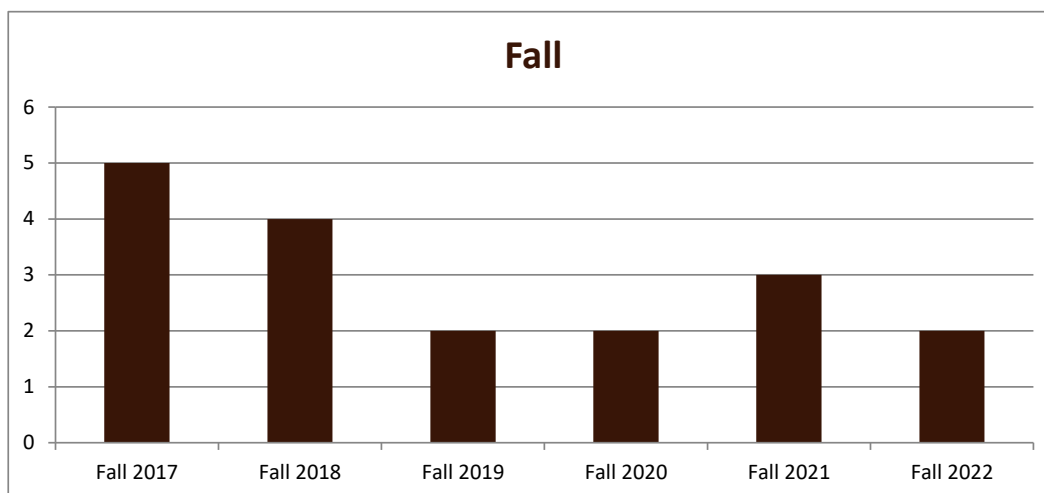
Majors Enrolled

Academic Years 2017-18 to 2022-23

Using Fall Semester data (Fall 2017 to Fall 2022) for Term specific measures



Enrollment by Term						
	2018	2019	2020	2021	2022	2023
Fall	5	4	2	2	3	2
Spring	3	1	2	1	2	2
Summer		2				1



SMSU Chemistry Education Program Data

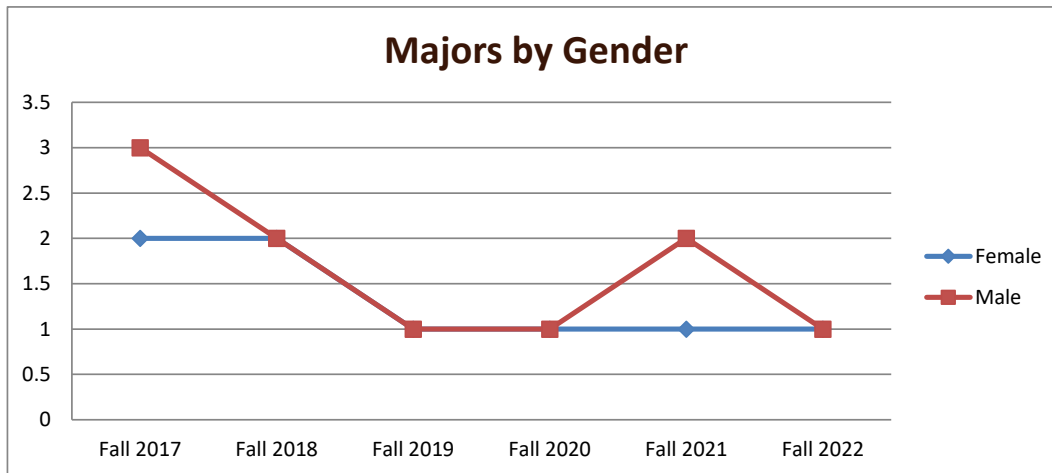
Majors Enrolled

Academic Years 2017-18 to 2022-23

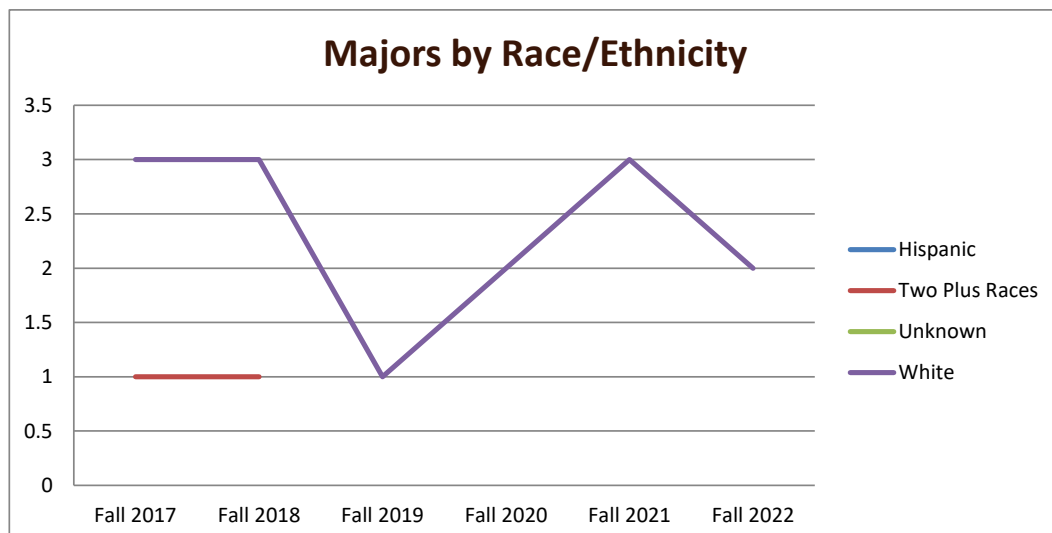
Using Fall Semester data (Fall 2017 to Fall 2022) for Term specific measures



Enrollment by Gender						
	Fall 2017	Fall 2018	Fall 2019	Fall 2020	Fall 2021	Fall 2022
Female	2	2	1	1	1	1
Male	3	2	1	1	2	1
Grand Total	5	4	2	2	3	2



Enrollment by Race/Ethnicity						
	Fall 2017	Fall 2018	Fall 2019	Fall 2020	Fall 2021	Fall 2022
Hispanic			1			
Two Plus Races	1	1				
Unknown	1					
White	3	3	1	2	3	2
Grand Total	5	4	2	2	3	2



SMSU Chemistry Education Program Data

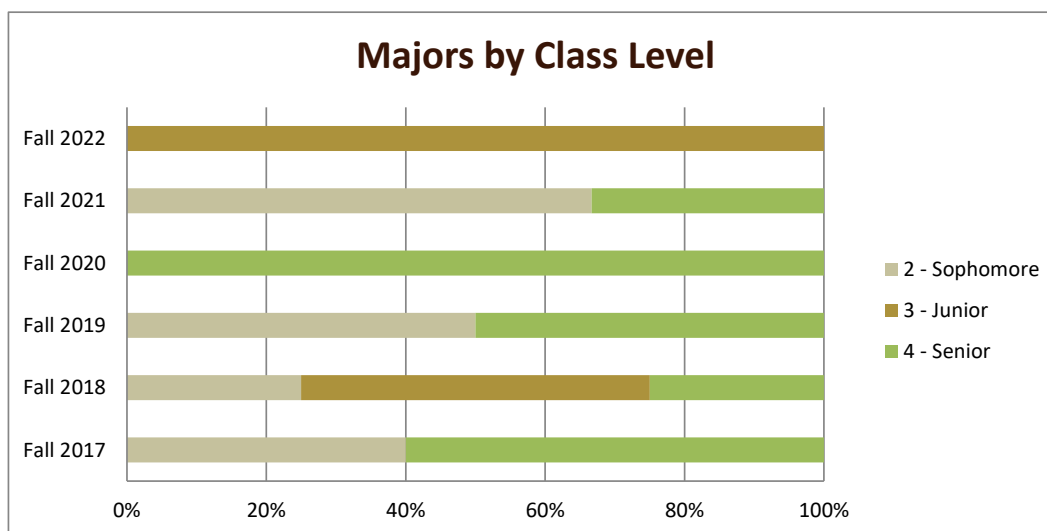
Majors Enrolled

Academic Years 2017-18 to 2022-23

Using Fall Semester data (Fall 2017 to Fall 2022) for Term specific measures



Enrollment by Class						
	Fall 2017	Fall 2018	Fall 2019	Fall 2020	Fall 2021	Fall 2022
2 - Sophomore	2	1	1		2	
3 - Junior		2				2
4 - Senior	3	1	1	2	1	
Grand Total	5	4	2	2	3	2



SMSU Chemistry Education Program Data

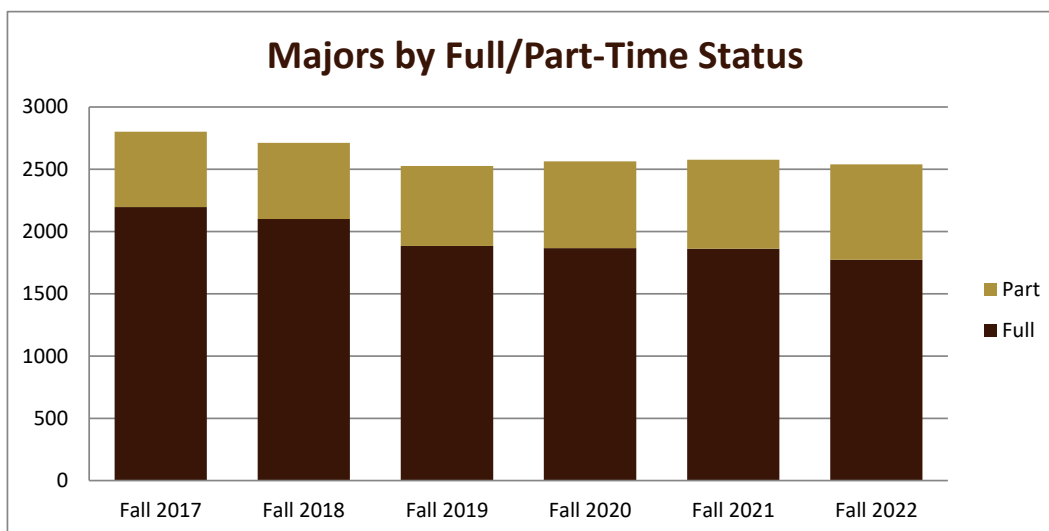
Majors Enrolled

Academic Years 2017-18 to 2022-23

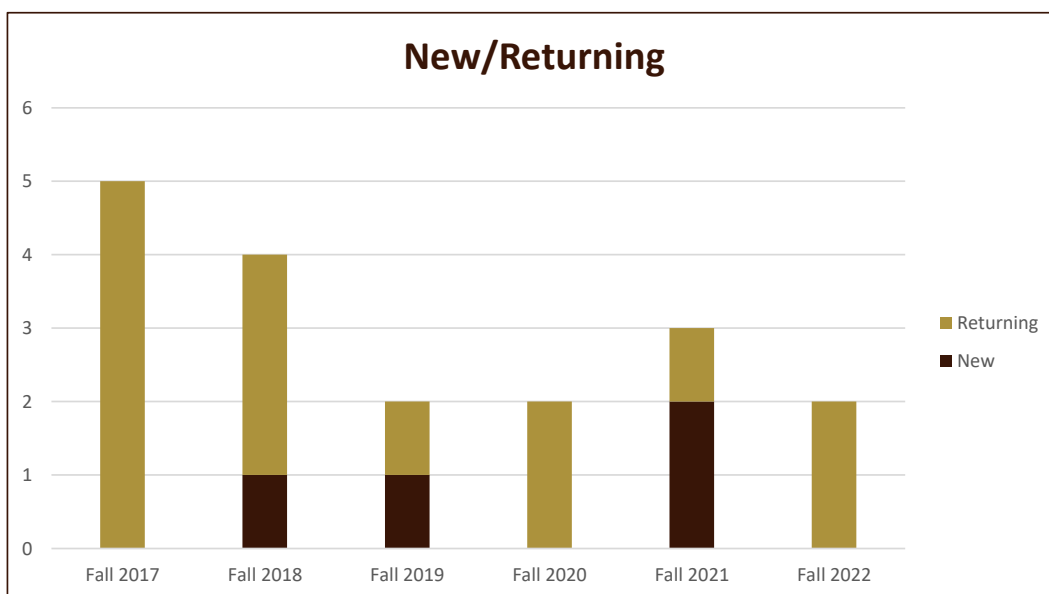
Using Fall Semester data (Fall 2017 to Fall 2022) for Term specific measures



Enrollment by FT/PT						
	Fall 2017	Fall 2018	Fall 2019	Fall 2020	Fall 2021	Fall 2022
Full	5	4	2	2	3	2
Grand Total	5	4	2	2	3	2



New/Return Headcount						
	Fall 2017	Fall 2018	Fall 2019	Fall 2020	Fall 2021	Fall 2022
New		1	1		2	
Returning	5	3	1	2	1	2
Grand Total	5	4	2	2	3	2



SMSU Chemistry Education Program Data

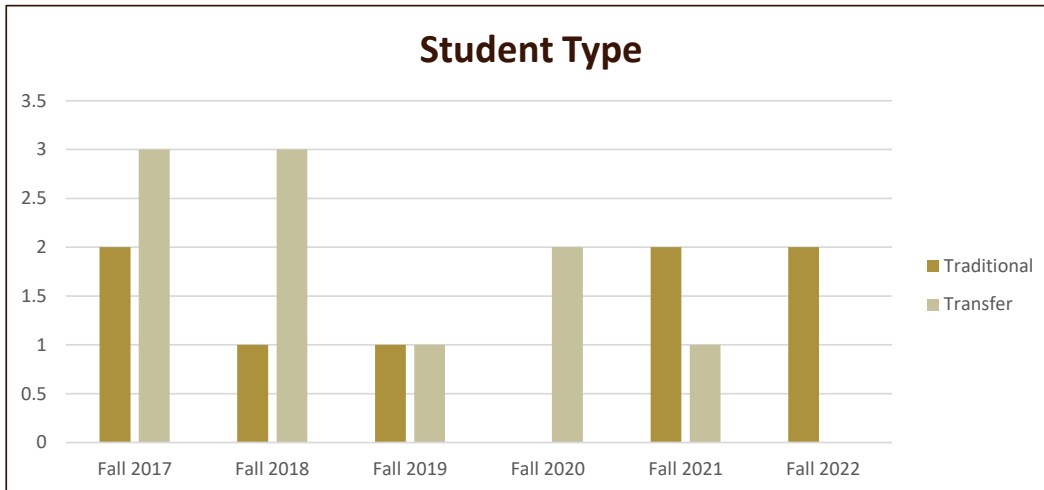
Majors Enrolled

Academic Years 2017-18 to 2022-23

Using Fall Semester data (Fall 2017 to Fall 2022) for Term specific measures



Student Type	Fall 2017	Fall 2018	Fall 2019	Fall 2020	Fall 2021	Fall 2022
Traditional	2	1	1		2	2
Transfer	3	3	1	2	1	
Grand Total	5	4	2	2	3	2



	Fall 2019	Fall 2021				
Program ACT Avg.	28.0	28.0				
SMSU Avg.	21.1	20.7	21.3	20.3	20.7	19.8

	Fall 2018	Fall 2019	Fall 2021			
Program H.S. Rank Avg.	99.0	66.0	91.0			
SMSU Avg.	56.1	54.4	56.7	57.2	60.8	62.3

	Fall 2021					
Program Avg. GPA	3.84					
SMSU Avg.	2.68	2.93	3.01	3.02	3.15	3.4

	Fall 2018	Fall 2019	Fall 2021			
Program Avg. Credits	17.00	15.00	15.50			
SMSU Avg.	14.85	15.15	14.93	15.13	14.49	15.1